

## 产品特性/Product Features

- IP6K9K
- 200A 85°C长时间载流能力
- 12-750VDC
- 1000MΩ (1000VDC) , IEC 60664-1
- PCB

### 触点参数 / Contact parameters

		1a			
		≤2mΩ (at 20A)			
		200A			
		2×10 <sup>-5</sup>			
		450V型		750V型	
		1000VDC		1000VDC	
		2000A(320VDC)1		2000A(320VDC)1	
		90kW		150kW	
1)	2.5×10 <sup>4</sup>	22.5VDC, =1ms	400A, 200A	2.5×10 <sup>4</sup>	37.5VDC, =1ms 400A, 200A
	1	450VDC, =1ms	1350A, 200A		
	1×10 <sup>4</sup>	450VDC,70A		1×10 <sup>4</sup>	750VDC,70A
2)	3×10 <sup>3</sup>	450VDC,200A		1×10 <sup>3</sup>	750VDC,200A
	200A:				
	300A:60min				
400A:20min					
800A:30s					
2000A:0.6s					

1) 23°C, 0.6s:5.4s,

2) 85°C, 60 mm<sup>2</sup>,

性能参数 / Performance parameters

		1000MΩ(1000VDC)
		3000VAC 1min
		3000VAC 1min
( )		≤30ms
( )		≤10ms
		196m/s <sup>2</sup>
		490m/s <sup>2</sup>
		10Hz ~ 500Hz 49m/s <sup>2</sup>
		5% ~ 85%RH
		-40°C ~ 85°C
		M6
		500g
		95.0mm×45.0mm×85.1mm 89.0mm×45.0mm×85.1mm

线圈参数 / Coil parameters

VDC	VDC	VDC	W
12	9	3.6	34( 0.2s) 4
24	≤18	≥7.2	34( 0.2s) 4

-40°C ~ 85°C)

订货标记示例

HFEVC - T F 200 / 750 - 12 - C N SM -

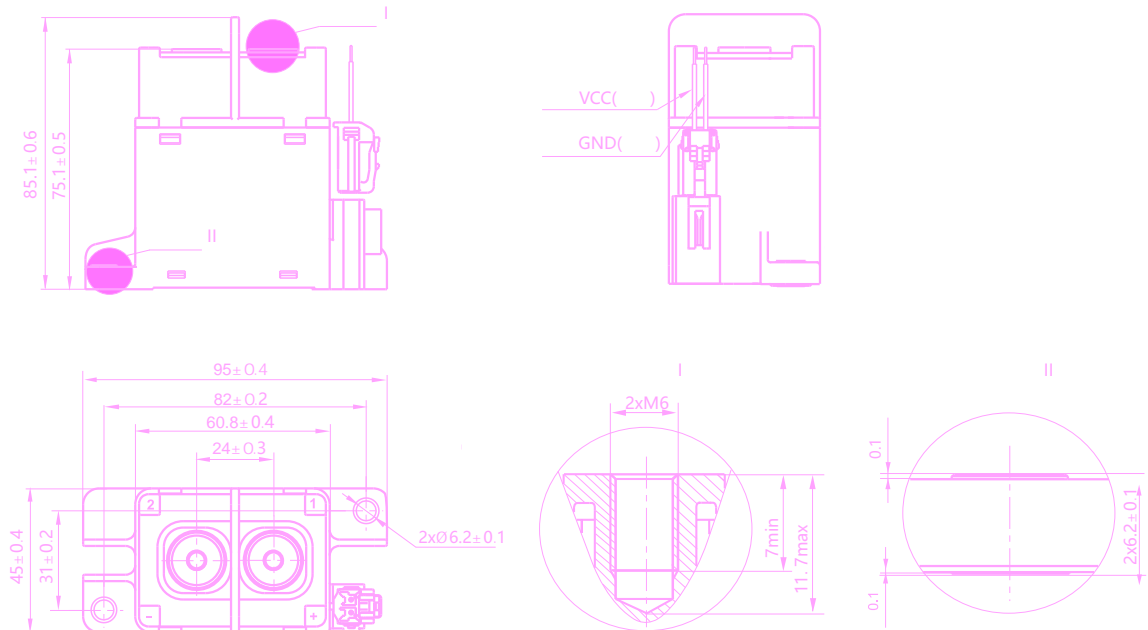
1 2 3 4 5 6 7 8 9 10

1	HFEVC:	
2	T:	H:
3	F:	Y:
4	200: 200A	
5	DC Blank: 450V	750: 750V
6	12: DC12V	24: DC24V PWM: 9V~24V
7	C:	L:
8	Blank:	N:
9	Blank:	SM:
10		

1)

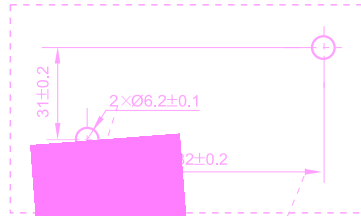
外形图、安装孔尺寸 / Outline drawing, mounting hole size

/Unit mm

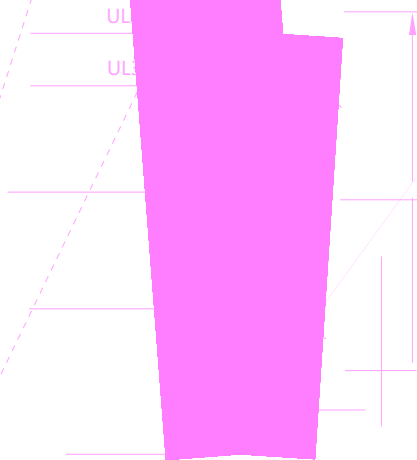
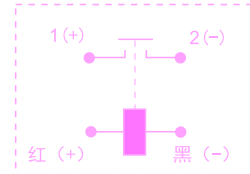


安装孔尺寸 / 接线图 Mounting hole size/Wiring diagram

Mounting hole size



Wiring diagram



性能曲线图 Performance graph

